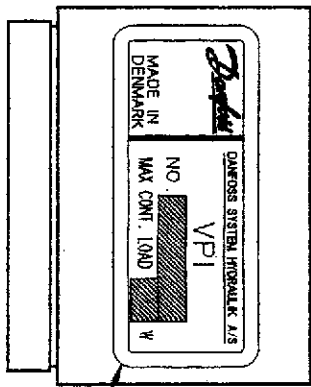
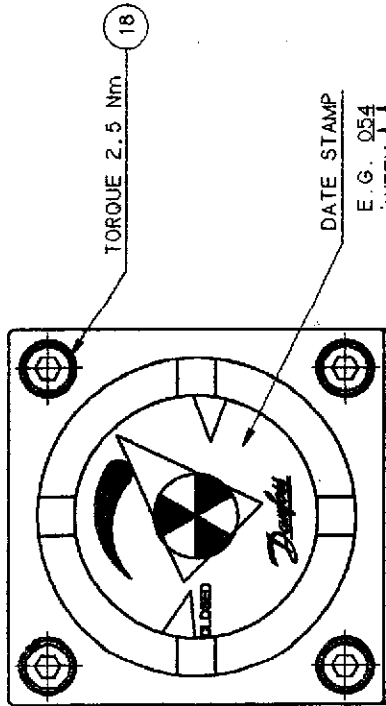
 DANFOSS SYSTEM HYDRAULIK A/S		PARTS - SPARE PARTS & MATERIAL LIST				
		COMPONENT: TYPE & VERSION		SHEET: 1 OF: 1		
		VPI V configuration 1		PSM.NO. 160G0466		ISSUE
		Open deck version				X
Notes: All items with stated ID nos. can be purchased as spare parts. When ordering spare parts - state ID no.				Check		↓
DRAWINGS REFERRED TO				950221	UD	1
DRAWING NO.	REF	DESCRIPTION		*	*	*
160G9051	a	VPI V assembly		*	*	*
	b			*	*	*
	c			*	*	*
	d			*	*	*

ITEM number capital letters	REF	ID NO	PARTS DESCRIPTION	QTY	MATERIAL	CTM NO.
1	a	160G0656	Top part	1	MS 58	L05
2	a	160G0659	Ring	1	MS 58	L05
4	a	160G0660	Retainer plate	1	MS 58	L05
5	a		O-ring 42*1	1	Buta	NBR
14	a	160G0633	Clutch, female part	1	MS 58	L05
15	a	160G0620	Clutch, male part	1	MS 58	L05
16	a	202-0000	X-ring ø2.9/ø6.46x1.78	2	Buta	PD
18	a	251-1539	Screw M4x45, CI6k	4	A2-70	7A2
19	a	160G0631	Retainer ring	1	PC	
20	a	160G0624	Sight glass	1	PMMA	
21	a		O-ring 32x2	1	Buta	NBR
22	a	160G0649	Circlip ø32/ø2.5	1	W.no.1,0600	N05
23	a	160G0622	Indicator	1	AlCuPb	
24	a	160G0623	Pointer	1	AlMgSi0.5	K05
25	a	160G0425	Indicator plate	1	POM	P01
26	a	160G0619	Stop	1	PC	
27	a		Pin ø1x4	1	AISI 316	F20
31	a		O-ring 42x1	1	Buta	NBR
50	a		Name plate	1	Stainless	
	A	160G0460	Seal set for VPI top and bottom parts			



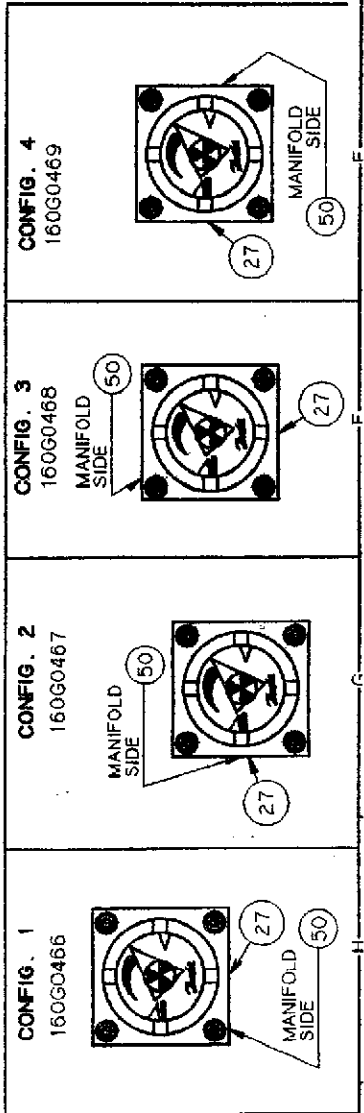
Placement of name plate:
see below.



FRICION DRIVE (POS. 14-15) MUST BE TESTED TO A TORQUE BETWEEN 2 AND 7 Nm.
POS. 15 MUST BE GREASED WITH ESCO CAZAR K1 OR SIMILAR BEFORE MOUNTING (ON BOTTOM PART)
POS. 27 MUST BE SEALED WITH LOCTITE 638

X RINGS MUST BE PLACED IN HYDRAULIC OIL BEFORE MOUNTING IN ORDER TO SOFTEN THE RINGS.

Please refer to mounting instruction 160R2040



		VPI V MS58 ASSEMBLY	
DANISH SYSTEM HYDRAULIK A/S		O 941102 UD UD A-S 125880314 UD UD	
MADE IN DENMARK		7 160G90511	